



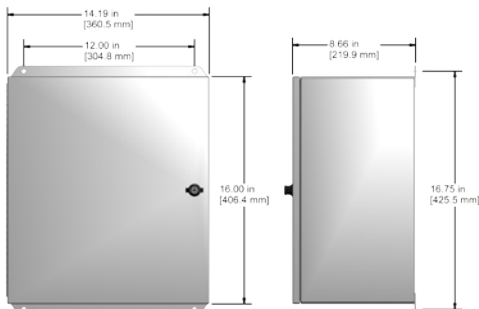

# SB102/SB202

## Fiberglass (SB102) or Stainless Steel (SB202) Switch Boxes, 24, 36, and 48 Channels

### SB102 Fiberglass Enclosure



### SB202 Stainless Steel Enclosure



## Product Features

**Provides a switched output to a BNC and 2 Pin connector**  
**Can house up to 48 channel inputs for convenient access.**  
**Enclosure can be easily mounted to many surfaces for increased accessibility.**

- Provides a switched output from remotely installed sensors to a data collector through a BNC and a 2 Pin MIL spec connector
- Pass Through Connectors for Online Monitoring
- Accepts Input from: Sensors, Proximity Probes, Tachometers and Temperature Probes
- Quick-release input terminal blocks

## Specifications

	SB102	SB202
Inputs	Terminal Block 3 Inputs per channel (+, -, Shield)	
Switched Output	BNC Jack and 2 Pin MIL	
Continuous Output	Multi-pin connector for interface with online systems (optional) Requires JB905-1A/2A	
Rating	NEMA 4X (IP66)	
Door Closure	Snap Latch	Twist Lock
Material	Fiberglass	Stainless Steel
Temperature Rating	-58° to 180° F (-50° to 82° C)	
Resistance	Resistant to Hose Directed Fluid and Corrosion	

## Ordering Information

SB    -


### Enclosure Type

102 = Fiberglass Enclosure  
 202 = Stainless Steel Enclosure

### Channels

24 = 24 Channels  
 36 = 36 Channels  
 48 = 48 Channel

### Input Options

A = \*User Defined Entry With Spring Cage Terminal Blocks   
 B = \*\*Conduit Fitting Cable Entry With Spring Cage Terminal Blocks   
 C = Cord Grip Cable Entry With Spring Cage Terminal Blocks   
 E = BNC Cable Connection With Spring Cage Terminal Blocks   
 S = \*Stainless Steel Cord Grip Entry With Spring Cage Terminal Blocks   
 G = \*User Defined Entry With Screw Terminal Blocks   
 H = \*\*Conduit Fitting Cable Entry With Screw Terminal Blocks   
 I = Cord Grip Cable Entry With Screw Terminal Blocks   
 J = BNC Cable Connection With Screw Terminal Blocks   
 K = \*Stainless Steel Cord Grip Entry With Screw Terminal Blocks 

### Example Part Number: SB102-24C

Twenty four channel switch box, NEMA 4X enclosure, with cord grip inputs

\* No punch outs are provided in the enclosure for cable entry. User may install any fitting required.

\*\* For use with rigid body conduit.

† Stainless Steel enclosure only.

### Optional Accessories:

- JB905-1A or 2A - Multi socket output connector for online systems interface. Note: End user is responsible for providing enclosure exit when using this option.



VIBRATION ANALYSIS HARDWARE

Backed by our Unconditional Lifetime Warranty